

CDC National Immunization Survey Data (2017-2020)



Vaccination coverage in the US and Colorado remains mostly high and stable. However, for many vaccines, the US and Colorado fail to reach the Center for Disease Control (CDC) Healthy People (HP) 2030 targets, and Colorado falls below national averages for vaccine coverage. This report provides an overview of data from the National Immunization Survey, conducted annually by the CDC. **It is important to note that in 2020, vaccination rates declined significantly**, due in part to more limited healthcare access during the COVID-19 pandemic. This decline is not currently represented in this review.

Vaccine Disparities Among Children Under 2 Years Old (2017)

Nationally, **1.3%** of or **100,000** children under 2 years old have received no vaccines (2017), compared to just 0.3% in 2001. Vaccine disparities are especially prevalent among children who are uninsured, on Medicaid, and/or living in rural areas.

UNINSURED

Vaccination rates among uninsured children were

14.7%-30.3%

lower than for those covered under private insurance, depending on the vaccine.

MEDICAID

For most vaccines, immunization rates for children insured under Medicaid were

2.5%-15%

lower than for children covered under private insurance.

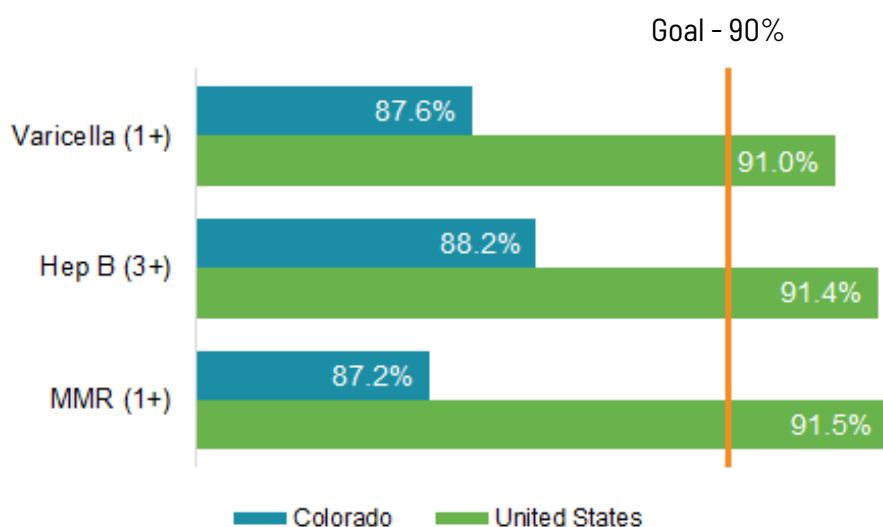
RURAL AREAS

Children living in rural communities were less likely to be vaccinated with some or all shots and were more likely to have received no vaccines than children living in urban communities.

The Vaccines for Children (VFC) program is a federally funded program that provides vaccines at no cost to children who are unable to be vaccinated due to financial reasons. Colorado could expand its VFC coverage to further address vaccine disparities in the state.

Vaccination Coverage Among Children Aged 19-35 Months (2017)

Infant immunization coverage in Colorado falls below national averages and HP 2030 goals.

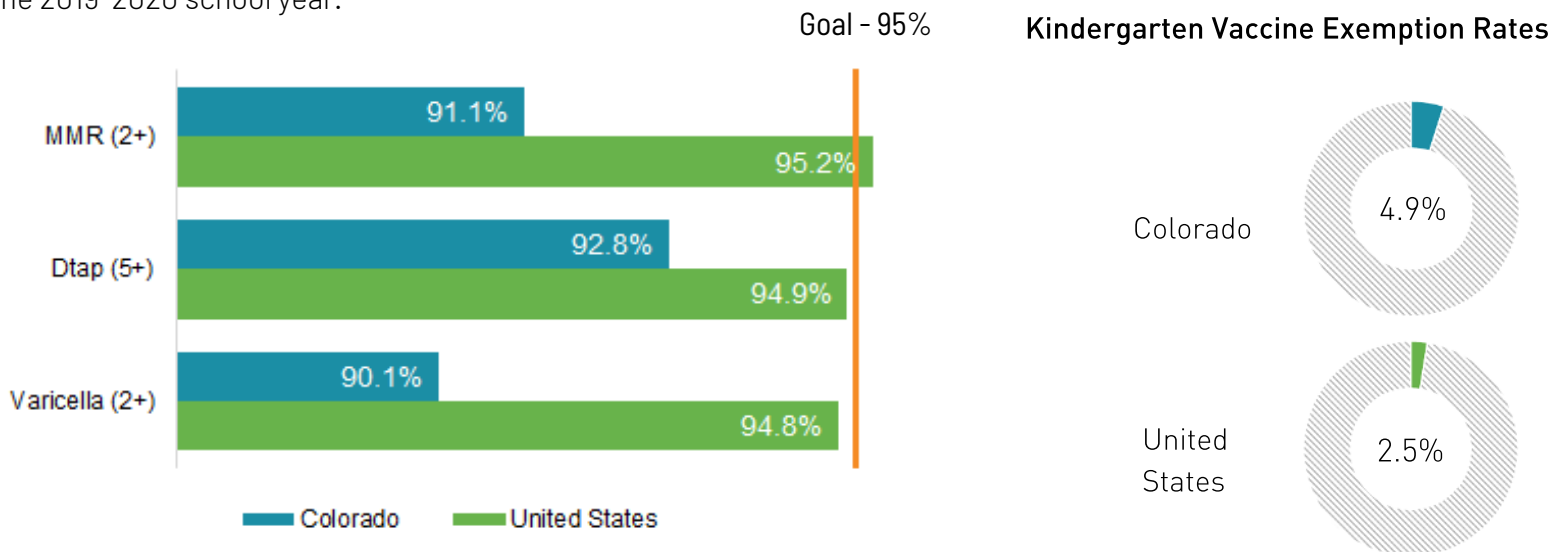


7 - SERIES VACCINE

The 7-series vaccine, which includes vaccines for diphtheria, tetanus, and whooping cough (pertussis) (DTaP), polio, measles, haemophilus influenzae (Hib), Hepatitis B, varicella, and Pneumococcal conjugate vaccine (PCV), has a HP 2030 goal of 80% coverage. In 2017, 71% of 19-35 month old children in Colorado were vaccinated with the 7-series vaccine, compared to a 70.4% national coverage rate.

Kindergarten Immunization Survey (2019-2020 School Year)

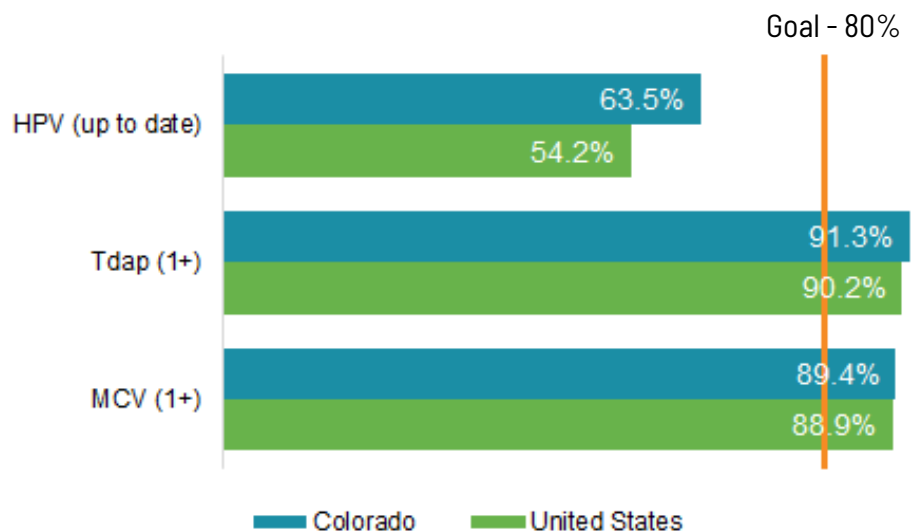
Kindergarten vaccination rates in Colorado consistently fall below national averages with high rates of vaccine exemptions. However, it is important to note that comparing vaccination rates across states is challenging due to varying data collection and reporting methods for kindergarten vaccination records. Through an impressive vaccination effort, Colorado increased its kindergarten MMR rates from 87.4% in the 2018-2019 school year to 91.1% in the 2019-2020 school year.



Vaccination Coverage Among Adolescents Aged 13-17 Years (2019)

Colorado's HPV vaccination rates have increased but are still well below the HP 2030 goal of 80%. However, rates of incomplete HPV vaccinations (1 or more shot of a 2 or 3 dose series) are higher; 80.2% of Colorado adolescents received one or more HPV vaccination (compared to 71.5% nationally) exposing a lack of follow through for the HPV vaccine series.

Colorado and the US are well positioned for Tdap and MCV coverage in relationship to the HP 2030 goal of 80% coverage.



Maintaining Childhood and Adolescent Immunizations During COVID-19

Routine childhood immunization rates have dropped precipitously during the COVID-19 pandemic. VFC programs have reported steep declines in vaccine orders, which will likely exacerbate existing vaccine disparities. It is essential to increase efforts to maintain routine childhood and adolescent vaccinations throughout and following the COVID-19 pandemic.