

CDC National Immunization Survey Data: Routine Vaccinations (2017-2020)



Vaccination coverage in the US and Colorado remains mostly high and stable. However, for many vaccines, the US and Colorado fail to reach the Center for Disease Control (CDC) Healthy People (HP) 2030 targets, and Colorado falls below national averages for vaccine coverage. This report provides an overview of data from the National Immunization Survey, conducted annually by the CDC. **It is important to note that in 2020, vaccination rates declined significantly**, due in part to more limited healthcare access during the COVID-19 pandemic. This decline is not represented in this review.

Vaccine Disparities Among Children Under 2 Years Old (2017)

Nationally, **1.3%** or **100,000** children under 2 years old have received no vaccines (2017), compared to just 0.3% in 2001. Vaccine disparities are especially prevalent among children who are uninsured, on Medicaid, and/or living in rural areas.

UNINSURED

Vaccination rates among uninsured children were **14.7%-30.3%** lower than for those covered under private insurance, depending on the vaccine.

MEDICAID

For most vaccines, immunization rates for children insured under Medicaid were **2.5%-15%** lower than for children covered under private insurance.

RURAL AREAS

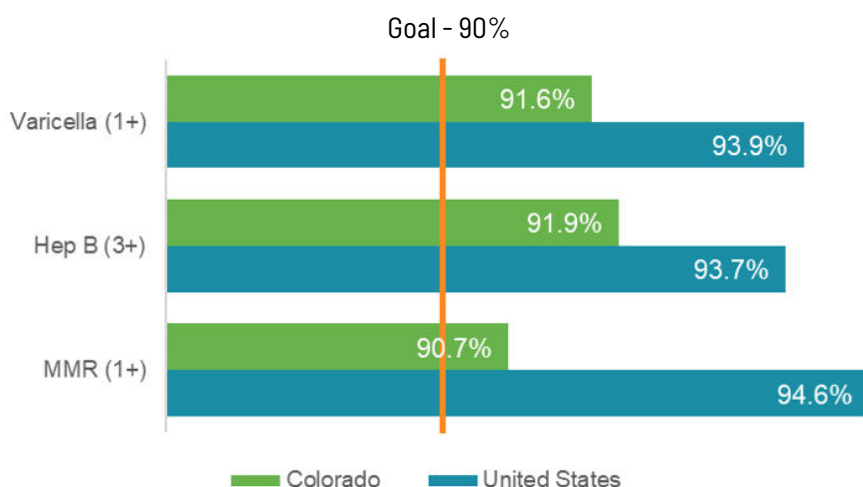
Children living in rural areas were vaccinated for the 7-vaccine series at a rate **9.1%-10.5%** lower than children living in urban areas.

*The 7-vaccine series provides immunization against diphtheria, pertussis, tetanus, poliovirus, measles, mumps, rubella, hepatitis b, hemophilus influenza b, chicken pox, and pneumococcal infection.

The Vaccines for Children (VFC) program is a federally funded program that provides vaccines at no cost to children who are unable to be vaccinated due to financial reasons. Children and teenagers may qualify for VFC if they are Medicaid-eligible, uninsured, underinsured, or identify as American Indian or Alaska Native.

Vaccination Coverage Among Children Aged 19-35 Months (2018)

Infant immunization coverage in Colorado falls below national averages, but exceeds HP 2030 goals.



7 - SERIES VACCINES

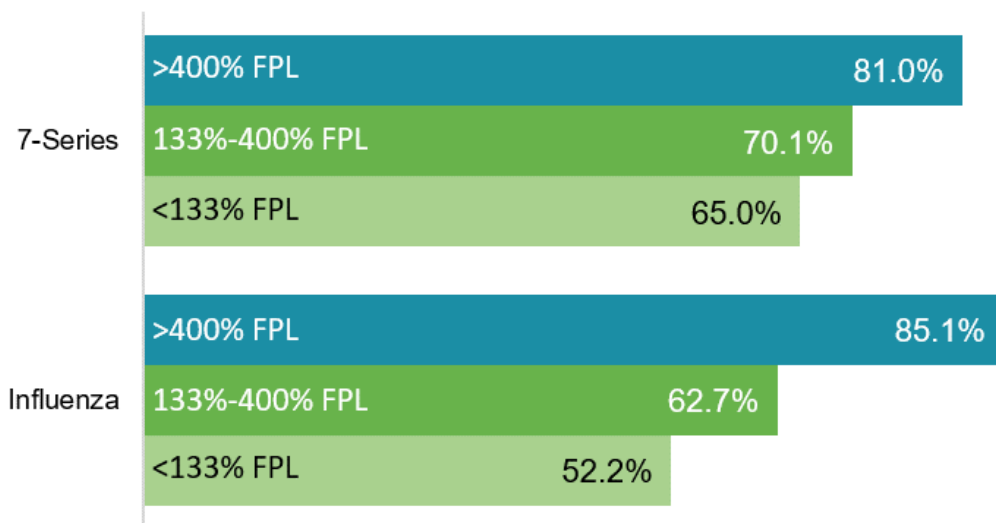
The 7-series vaccine, which includes vaccines against diphtheria, tetanus, and pertussis (whooping cough) (DTaP), polio, measles, Haemophilus influenzae type B (HIB), hepatitis B, varicella, and Streptococcus pneumoniae, has an HP 2030 goal of 80% coverage. In 2018, 71.2% of 19-35 month old children in Colorado were vaccinated with the 7-series vaccines, compared to a 75.4% national coverage rate.

CDC National Immunization Survey Data

Updates (2017-2020) cont.

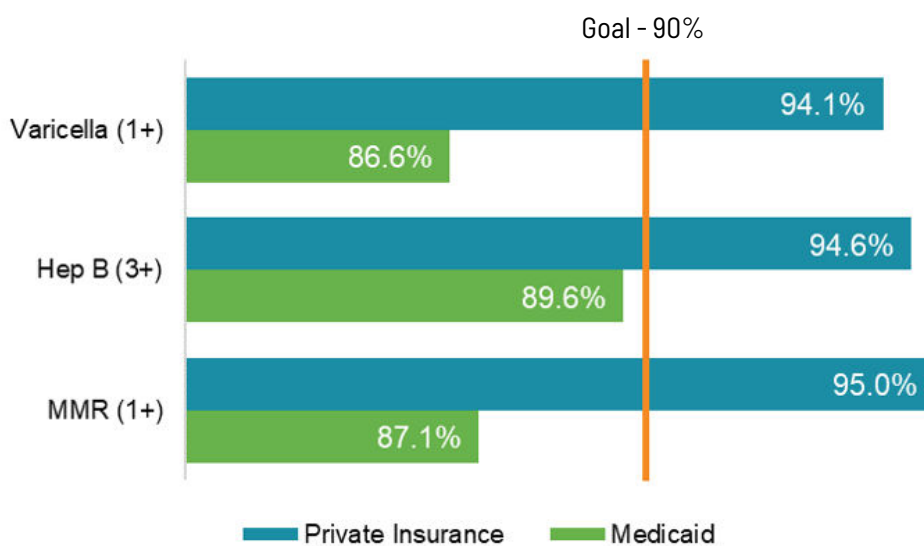


In Colorado, childhood vaccination rates vary by income for most routine vaccines. Disparities are particularly wide based on Federal Poverty Level (FPL) for the 7-series vaccines and influenza vaccine in children by age 24 months. The Healthy People 2030 goal for the 7-Series vaccination is 80% and the influenza vaccination goal is 70%.



(Children born 2014-2017)

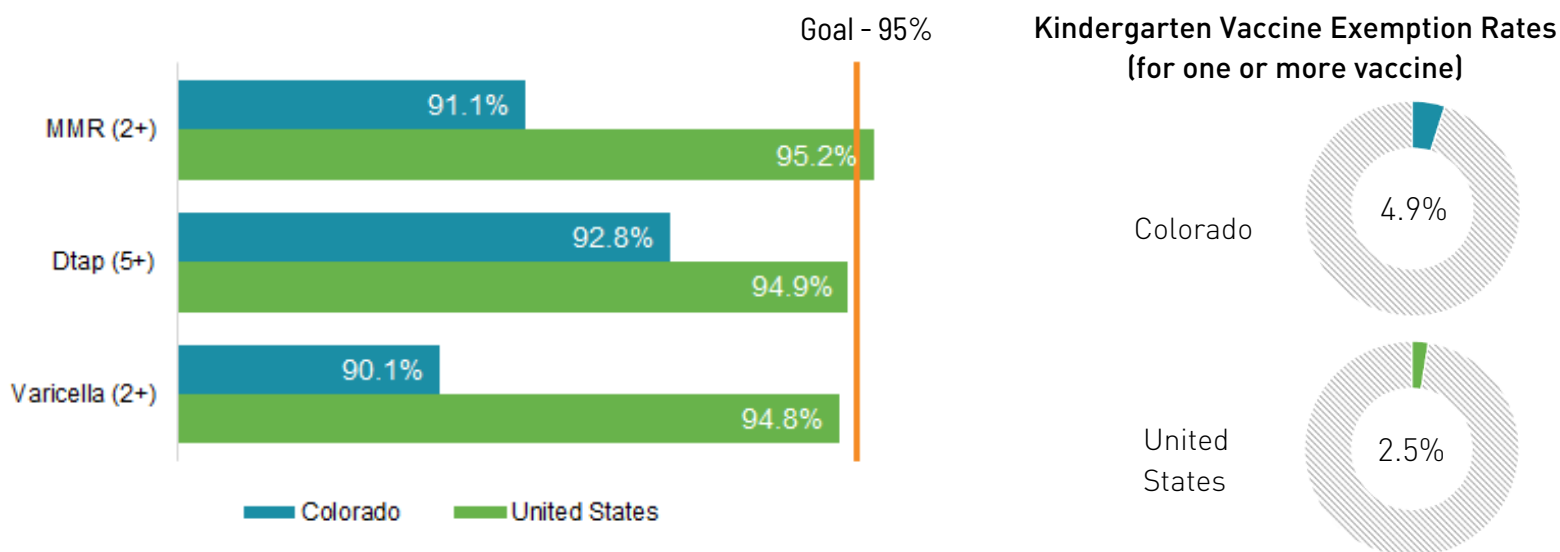
Similarly, Colorado childhood vaccination rates vary based on insurance coverage. The following chart depicts childhood vaccination rates by age 24 months.



(Children born 2014-2017)

Kindergarten Immunization Survey (2019-2020 School Year)

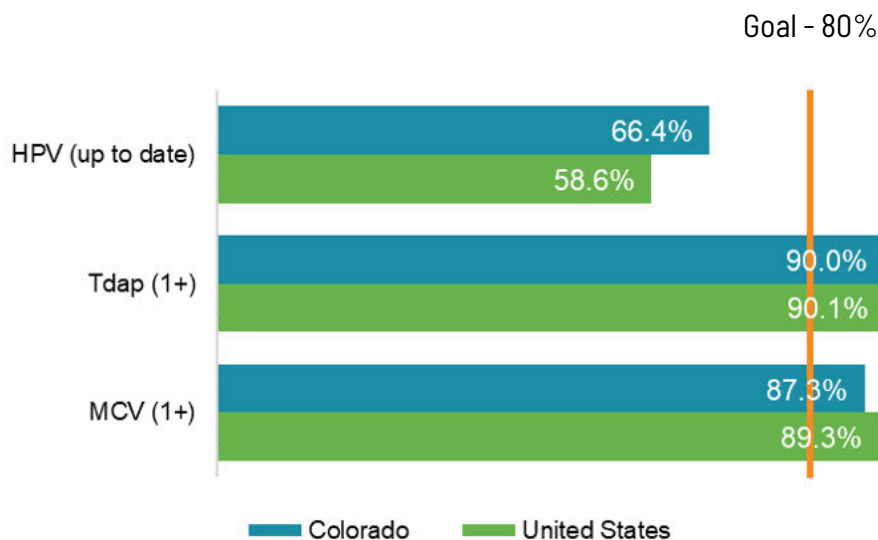
Kindergarten vaccination rates in Colorado consistently fall below national averages with high rates of vaccine exemptions. However, it is important to note that comparing vaccination rates across states is challenging due to varying data collection and reporting methods for kindergarten vaccination records. Through an impressive vaccination effort, Colorado increased its kindergarten MMR rates from 87.4% in the 2018-2019 school year to 91.1% in the 2019-2020 school year. HP 2030 goals are higher for kindergarteners, at 95% coverage.



Vaccination Coverage Among Adolescents Aged 13-17 Years (2020)

Colorado's HPV vaccination rates have increased but are still well below the HP 2030 goal of 80%. However, rates of incomplete HPV vaccinations (1 shot of a 2-dose series or 1 or 2 doses of a 3-dose series) are higher. 81.6% of Colorado adolescents have received at least one dose of HPV vaccine (compared to 75.1% nationally), which exposes a lack of follow through to complete the HPV vaccine series.

Colorado and the US are well positioned for Tdap and MCV coverage in relationship to the HP 2030 goal of 80% coverage.



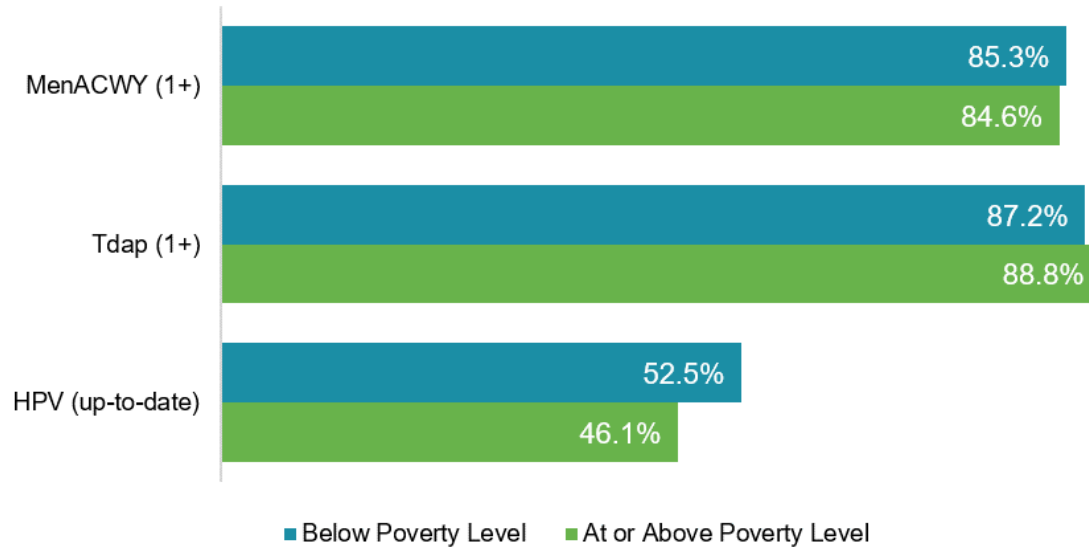
Maintaining Childhood and Adolescent Immunizations During COVID-19

Routine childhood immunization rates have dropped precipitously during the COVID-19 pandemic. VFC programs have reported steep declines in vaccine orders, which have exacerbated pre-existing disparities. These disparities are likely to continue to worsen, making it essential to increase efforts to improve routine childhood and adolescent vaccination rates throughout and following the COVID-19 pandemic.

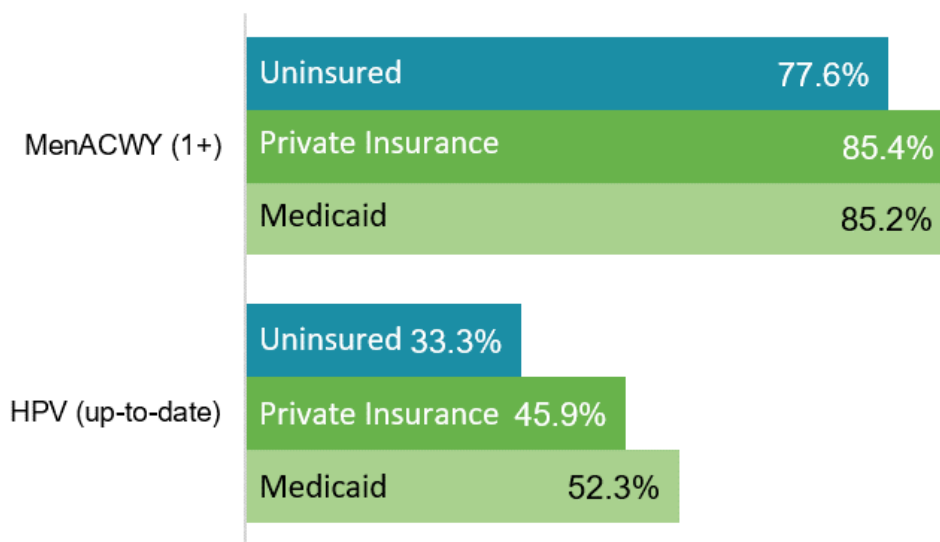
CDC National Immunization Survey Data Updates (2017-2020) cont.



Routine vaccinations among adolescents in Colorado vary slightly based on family income.



Further, uninsured teens consistently have lower vaccination rates for important routine vaccines in Colorado.



Colorado Ranking Among 50 States & District of Columbia

Vaccination Coverage Among Children Aged 19-35 Months (2017)

Varicella (1+)

43

Hep B (3+)

51

MMR (1+)

49

Kindergarten Immunization Survey (2018-2019 School Year)*

Varicella (2+)

50

Dtap (5+)

49

MMR (2+)

50

Vaccination Coverage Among Adolescents Aged 13-17 Years (2018)

HPV (Up to Date)

7

Tdap (1+)

14

MCV (1+)

31

*Note: This section does not include the District of Columbia in its rankings.