

# SHOTS FOR TOTS AND TEENS

END OF YEAR REPORT 2023



**Shots for Tots**  
*and teens*

# OVERVIEW OF THE 2023 SHOTS FOR TOTS AND TEENS PROGRAM

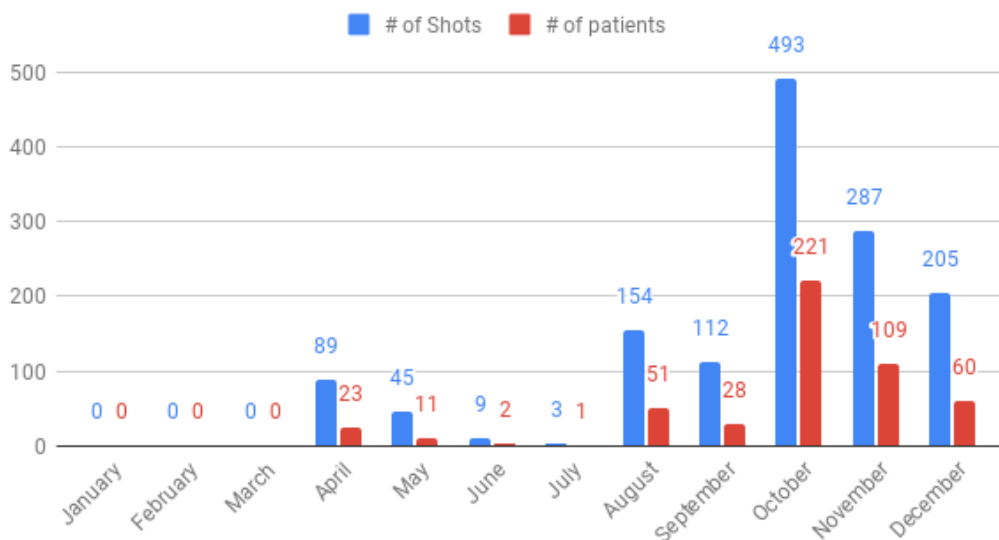
[Shots for Tots and Teens](#) (SFTT) is a partnership between Immunize Colorado, Jefferson County Public Health, Adams County Health Department, Arapahoe County Public Health, and Boulder County Public Health to provide free and low-cost vaccines in community settings in Lakewood, Westminster, Aurora, and Longmont throughout the year. Since 2002, the Shots for Tots and Teens clinics have been responsible for delivering **46,823 vaccines** to **18,066 patients**. In 2023, the partnership held **19 clinics** that delivered **1,397 vaccines** to **506 patients**. In 2023, SFTT welcomed a new clinic partner: Boulder County Public Health. SFTT clinics continued to administer COVID-19 vaccines to the community, providing **158 COVID-19 vaccine doses** (49 adult doses and 109 pediatric doses). The vast majority of all SFTT patients were children (362); the clinics were also able to serve 95 adult patients. The SFTT clinics continued to be an important resource for medically underserved families. 93% (336) of children and 64% (61) of adult patients were un- or under-insured or covered through Medicaid or CHP+. 53% of patients spoke English, while 40% of patients' primary language was Spanish and 8% of patients spoke another language other than English or Spanish. The SFTT clinics were able to serve patients in four different communities including Aurora, Lakewood, Westminster, and Longmont.

Shots for Tots and Teens' clinic capacity improved in 2023 despite not offering clinics during the first three months of the year. This was due to the dissolution of Tri-County Health Department (TCHD) in late 2022 and the formation of two brand-new health departments, Arapahoe County Public Health and Adams County Health Department, which were getting off the ground in early 2023. Arapahoe County hosted a monthly clinic starting in April, providing 685 vaccines, and Adams County hosted three clinics throughout the year, providing 212 vaccines. Jefferson County hosted three clinics in the later half of the year, providing 215 vaccines total (100 more than in 2022). Boulder County hosted four clinics, providing 285 vaccines. Jefferson County and Adams County continued to host their clinics at their office locations. Boulder County hosted clinics at their Longmont Hub, Intercambio, and the Day of the Dead celebration in Longmont. Arapahoe County formed a new partnership with Aurora Public Library and hosted clinics at the Martin Luther King, Jr. Library. The library was an excellent partner and the location proved welcoming and accessible to clients; Arapahoe will continue to host clinics at this location in 2024. In total, the clinics provided 158 COVID-19 vaccines to adults and children in 2023 along with other routinely recommended vaccines. The clinic partners continued to be limited in their ability to provide additional services like car seat checks and connections to WIC services, as some have done in previous years.

Throughout the year, childhood immunization rates dropped to their lowest levels in years. For the 2022-23 school year, immunization rates dropped for all school-required vaccines among all students fell. For kindergarteners, rates for each vaccine dipped below 90%. In Colorado, only 64% of children received a flu vaccine during the 2022-23 flu season. At the end of 2023, only 25% of children ages 5-11 and 24% of children ages 12-17 had received the updated COVID-19 vaccine. This highlights a continued need for individual, community, and policy level action to improve routine childhood immunization rates. Access barriers to immunization also remain a critical issue, one that reinforces the importance of community-based immunization clinics like SFTT as an essential safety net for Colorado families.

# 2023 CLINIC STATISTICS

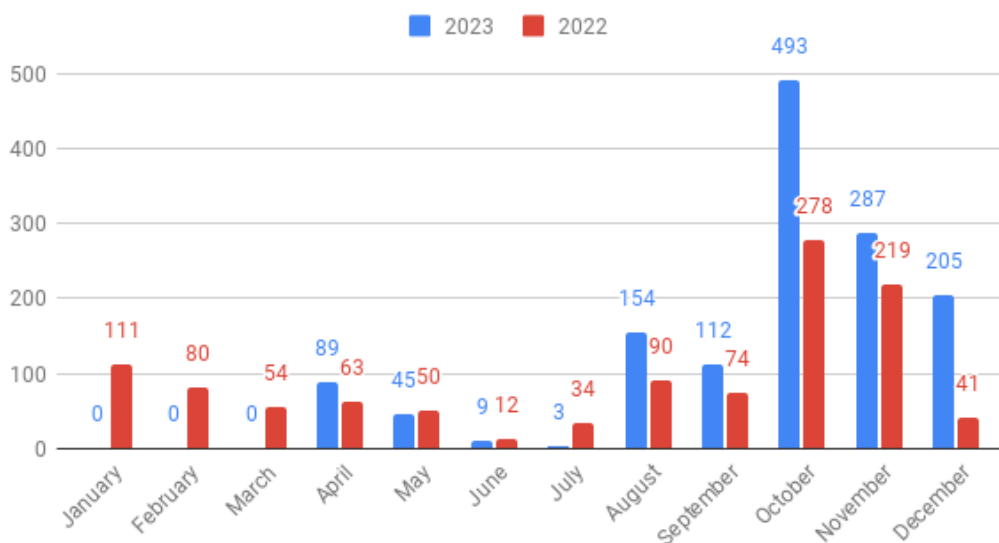
### Total Patients and Vaccines by Month



Compared to 2022, 2023 Shots for Tots and Teens clinics saw a 23% increase in the number of shots administered to patients (from 1,106 in 2022 to 1,397 in 2023) and a slight increase in the total number of patients (from 479 in 2022 to 506 in 2023). Despite there being no clinics in the first three months of 2023, there were more clinics in 2023 (19) compared to 2022 (17).

Despite gains, Shots for Tots and Teens clinic numbers did not return to pre-pandemic averages in 2023, likely due to the growing pains that coincide with launching new public health departments (Adams and Arapahoe) and navigating the logistics of starting a clinic (Boulder). In 2019, SFTT clinics administered 2,514 shots to 851 patients, indicating a 44% decrease in shots and a 40% decrease in the number of patients from 2019 to 2023.

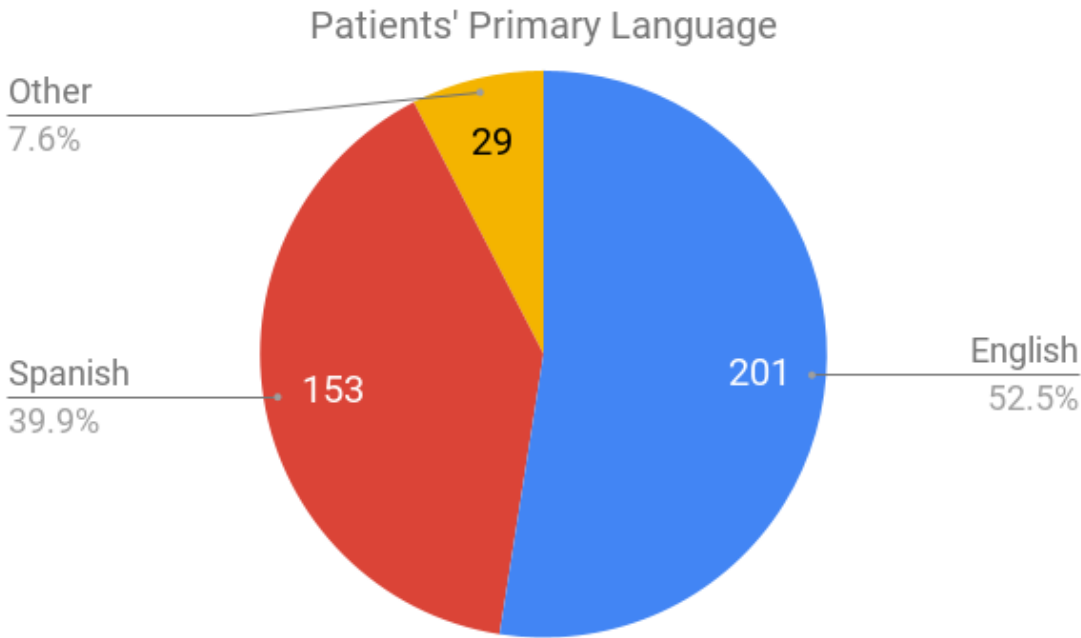
### Total Vaccines Given by Month in 2023 vs. 2022



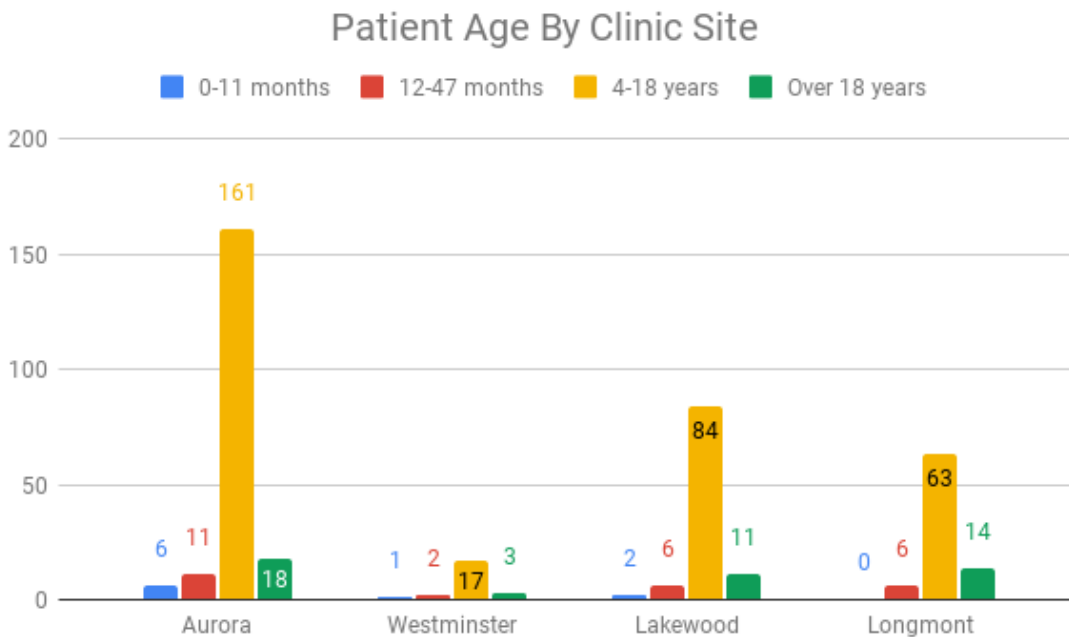
In 2023, Boulder County Public Health joined the Shots for Tots and Teens program, bringing the clinic site total to four. This addition helped to increase the number of shots provided and patients seen in 2023. Arapahoe County Public Health and Adams County Health Department completed their first year as new health departments, and, despite this transition, held 12 clinics combined. In 2024, these sites will host 18 total clinics. Capacity for all clinic partners remained a challenge in 2023, underscoring the need to more robustly fund local public health generally and immunization clinics specifically.

# 2023 PATIENT CHARACTERISTICS

The majority of Shots for Tots and Teens patients in 2023 spoke English (53%). 40% of patients spoke Spanish and 8% spoke a language other than English or Spanish.\*



The majority of SFTT clinic patients in 2023 were children, and the majority of children are 4-18 years old (325). There were 9 patients aged 0-11 months, 25 patients aged 12-47 months and 46 patients over 18 years (adults). The Aurora clinic site, which hosted more clinics and saw more patients than the other clinic sites, had the highest number of patients in each age group.\*

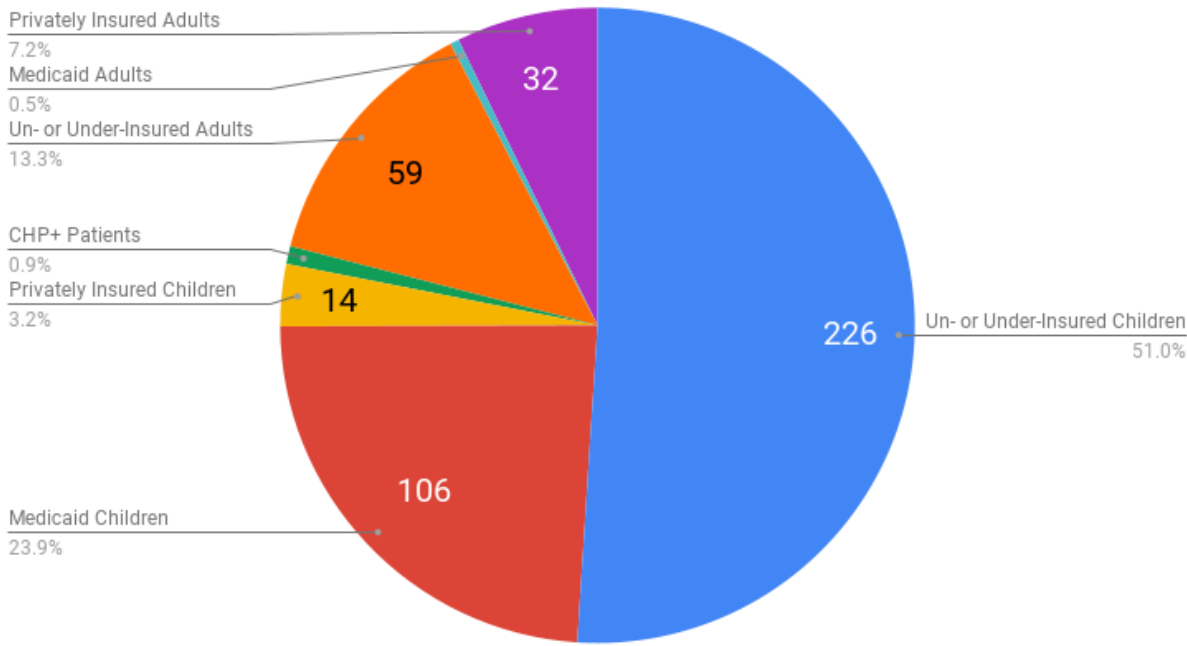


\*Some clinics did not report data for all clients. Data shown is what was reported for clients whose data was collected.

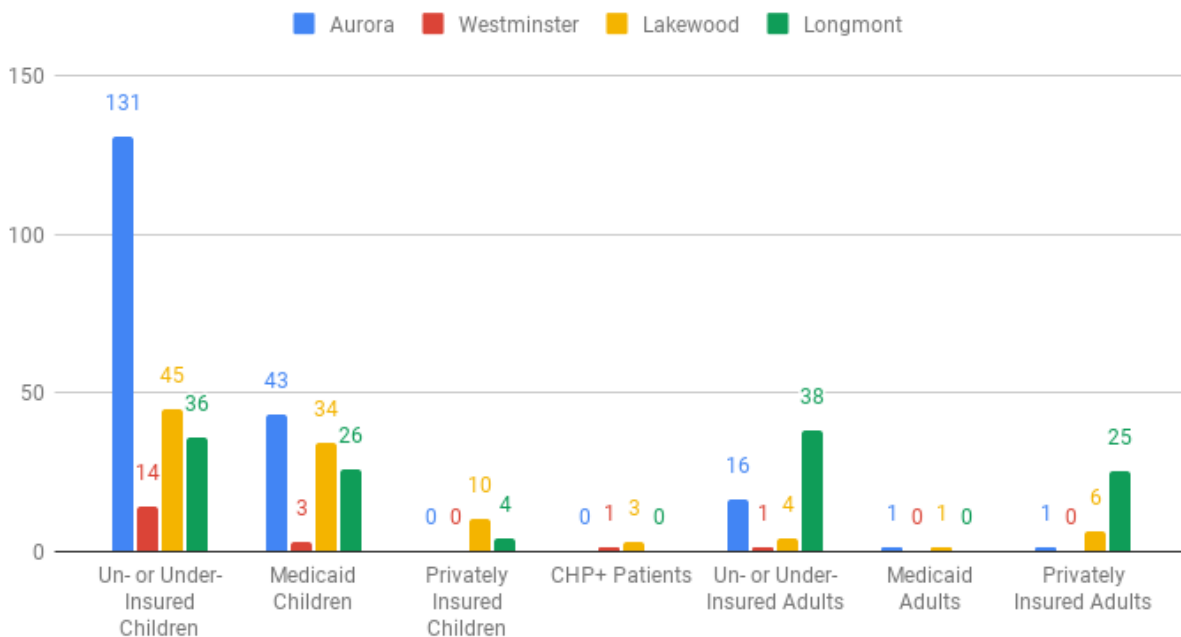
# 2023 PATIENT CHARACTERISTICS

The majority of patients (adults and children) at all SFTT clinics were un- or under-insured (285 patients). The second most reported insurance was Medicaid (108 patients), followed by private insurance (46 patients) and CHP+ (4 patients).\*

Patients' Insurance Status



Insurance Status By Clinic Site



\*Some clinics did not report data for all clients. Data shown is what was reported for clients whose data was collected.